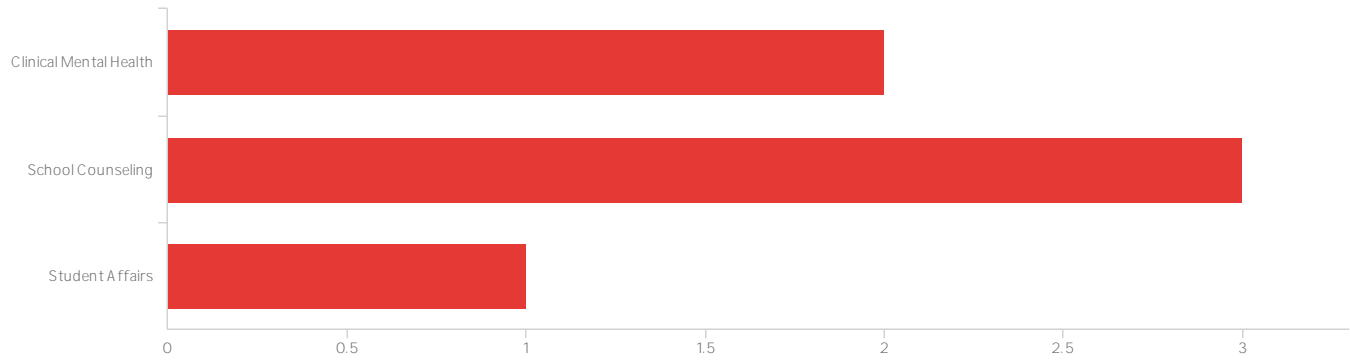


# Fall 2017 Graduates

Counseling Alumni Student Survey

April 29, 2019 10:16 AM MDT

## Q1 - What program did you graduate from?



#	Field	Choice Count
1	Clinical Mental Health	33.33% 2
2	School Counseling	50.00% 3
3	Student Affairs	16.67% 1
		6

Showing rows 1 - 4 of 4

## Q2 - What is your best contact email going forward?

What is your best contact email going forward?

---

nathanhayward2702@gmail.com

dhaydenparra@gmail.com

jasmyn.mcalister@gmail.com

renee@releepigsley.com

Brad.bolton37th@yahoo.com

kollaschj@gmail.com

### Q3 - Current place of employment:

Current place of employment:

---

Preferred family healthcare

Blair High School

Metropolitan Community College

Private Practice

OPS

Blair Community Schools

## Q4 - Employer name and email:

Employer name and email:

---

Preferred family healthcare [kkulman@pfh.org](mailto:kkulman@pfh.org)

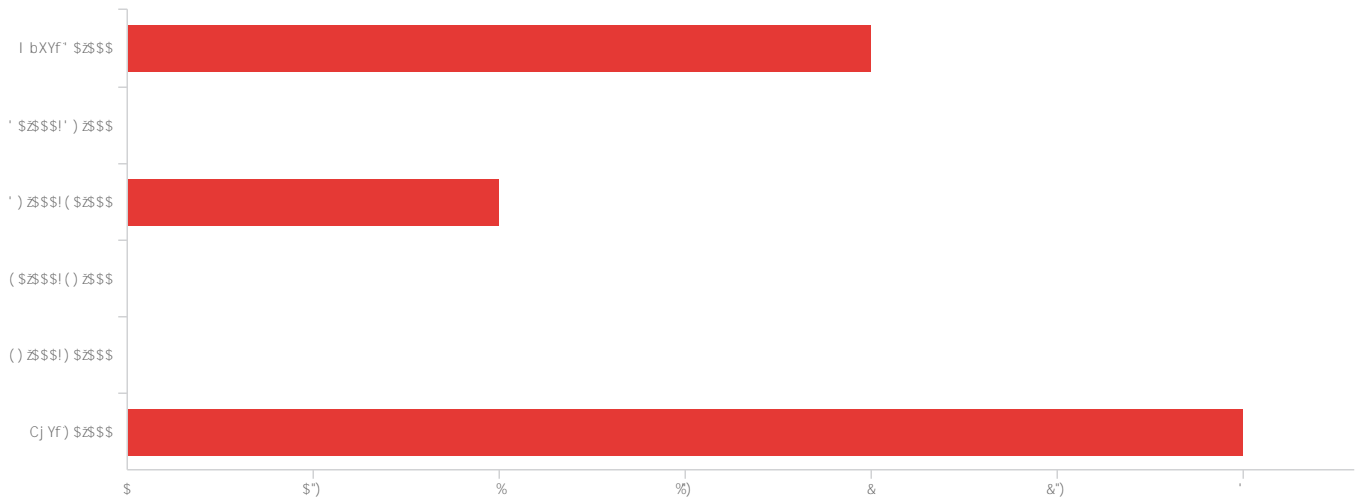
Tom Anderson [tom.anderson@blairschools.org](mailto:tom.anderson@blairschools.org)

...

Renee Pigsley Counseling, LLC- [renee@releepigsley.com](mailto:renee@releepigsley.com)

Blair Community Schools [jill.gross@blairschools.org](mailto:jill.gross@blairschools.org)

# Q5 - Q5. Present Salary

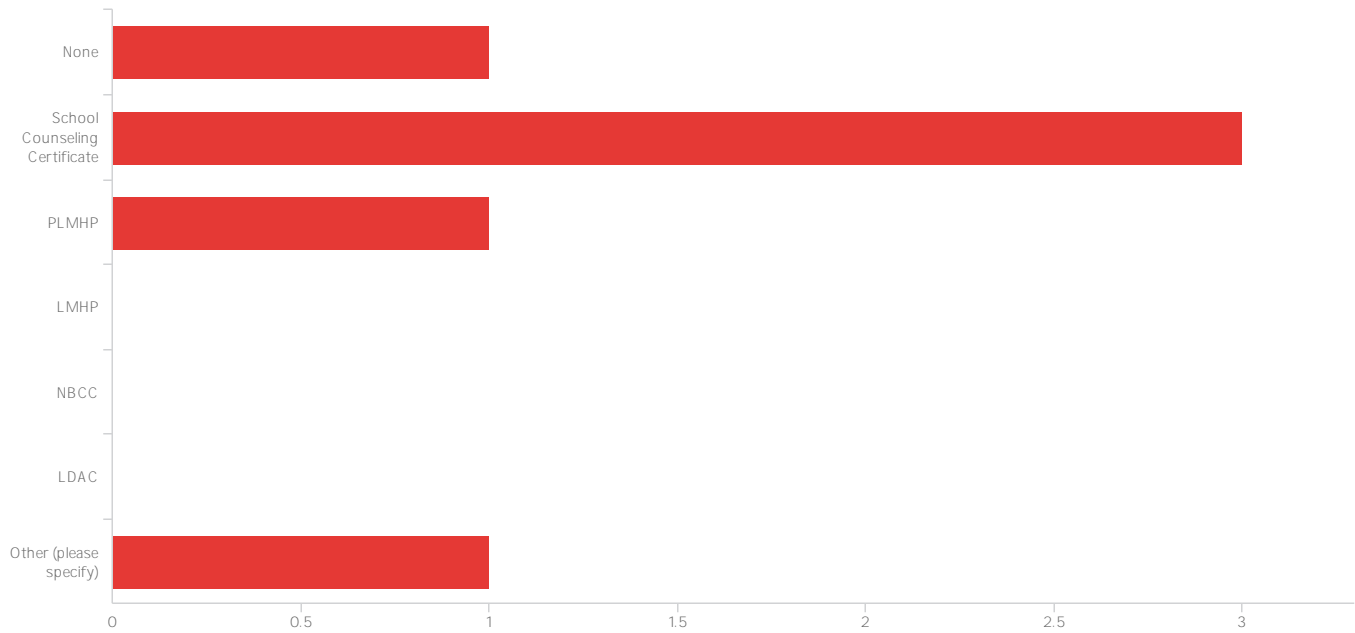


Category	Present Salary	7 \c]WY	7ci bh
% I bXYf' \$\$\$	80,000	' ' ' '	&
& '\$\$\$\$!' \$\$\$	0	'\$\$\$!	\$
' )\$\$\$\$! (\$\$\$\$)	40,000	% " +	%
( (\$\$\$\$!) \$\$\$	0	'\$\$\$!	\$
( )\$\$\$\$! \$\$\$	0	'\$\$\$!	\$
* Cj Yf) \$\$\$	100,000	)\$\$\$!	'

\*

G\ck ]b[ fck g%l '+cZ+

## Q6 - Professional License or Certification



#	Field	Choice Count
1	None	16.67% 1
2	School Counseling Certificate	50.00% 3
3	PLMHP	16.67% 1
4	LMHP	0.00% 0
5	NBCC	0.00% 0
6	LDAC	0.00% 0
7	Other (please specify)	16.67% 1
		6

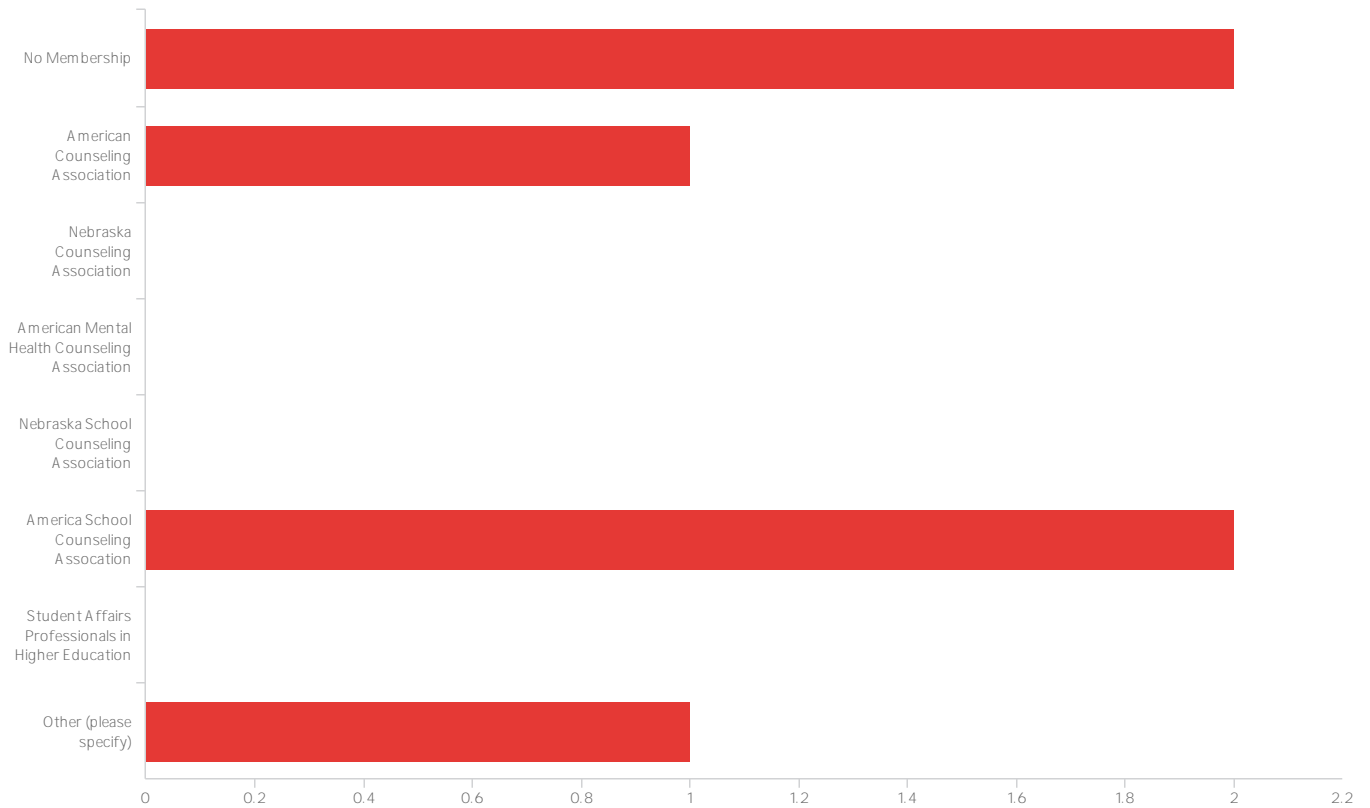
Showing rows 1 - 8 of 8

Other (please specify)

Other (please specify)

PLPC

## Q7 - Membership in Professional Organizations:



#	Field	Choice Count
1	No Membership	33.33% 2
2	American Counseling Association	16.67% 1
3	Nebraska Counseling Association	0.00% 0
4	American Mental Health Counseling Association	0.00% 0
5	Nebraska School Counseling Association	0.00% 0
6	America School Counseling Association	33.33% 2
7	Student Affairs Professionals in Higher Education	0.00% 0
8	Other (please specify)	16.67% 1

6

Showing rows 1 - 9 of 9

Other (please specify)

Other (please specify)

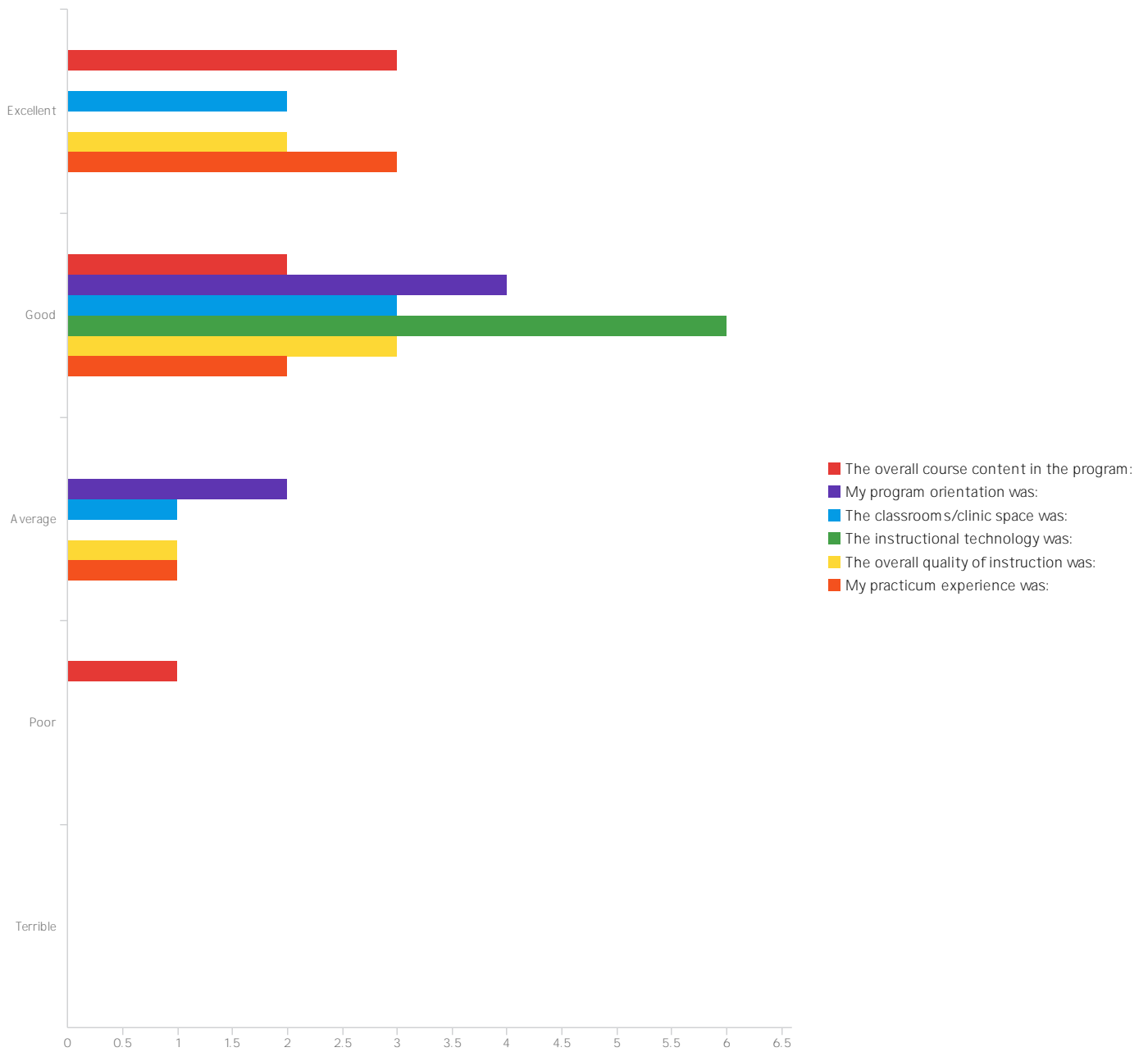
Other (please specify)

---

NCSA and ASCA



Q8 - Please answer questions about the counseling program to the best of your ability.

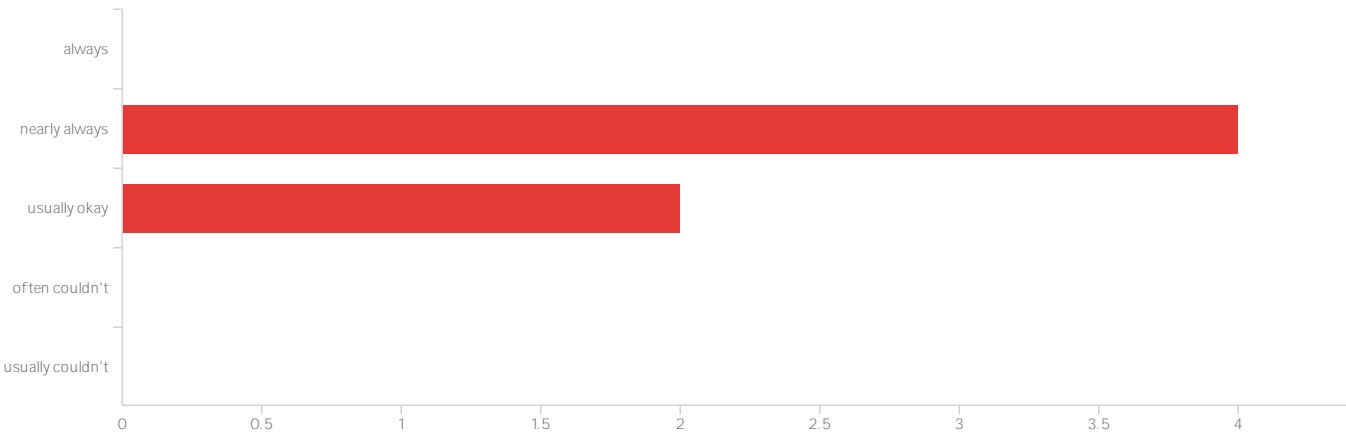


#	Field	Excellent	Good	Average	Poor	Terrible	Total
1	The overall course content in the program:	50.00% 3	33.33% 2	0.00% 0	16.67% 1	0.00% 0	6
2	My program orientation was:	0.00% 0	66.67% 4	33.33% 2	0.00% 0	0.00% 0	6
3	The classrooms/clinic space was:	33.33% 2	50.00% 3	16.67% 1	0.00% 0	0.00% 0	6
4	The instructional technology was:	0.00% 0	100.00% 6	0.00% 0	0.00% 0	0.00% 0	6
5	The overall quality of instruction was:	33.33% 2	50.00% 3	16.67% 1	0.00% 0	0.00% 0	6

#	Field	Excellent	Good	Average	Poor	Terrible	Total
6	My practicum experience was:	50.00% 3	33.33% 2	16.67% 1	0.00% 0	0.00% 0	6

Showing rows 1 - 6 of 6

Q9 - I was able to get the courses I needed during the semester I needed to take them:



Three horizontal grey bars representing empty input fields for additional comments or answers.

# Q10 - I would have taken classes in the morning/ afternoon had they been offered

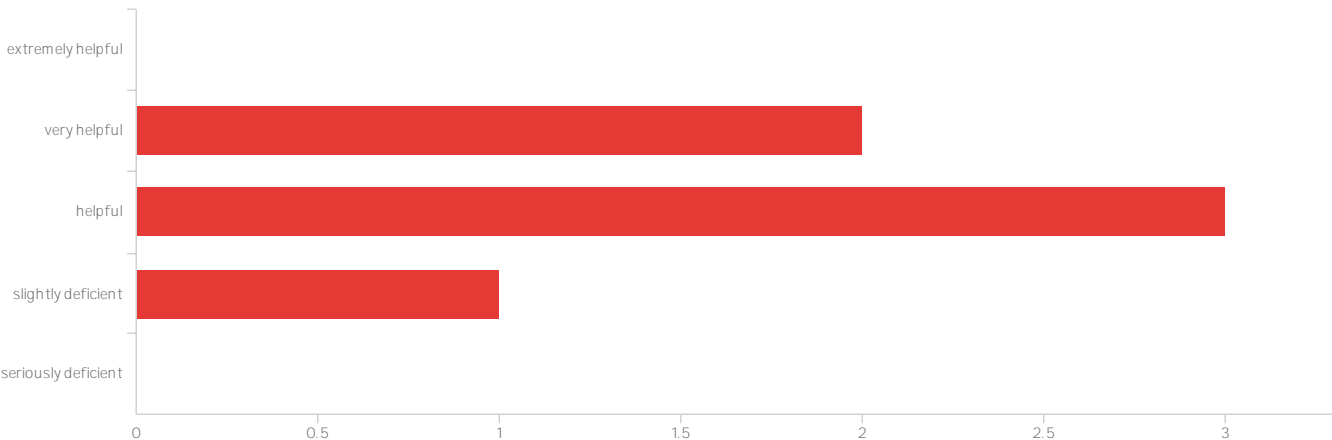


#	Field	Choice Count
1	Probably Yes	50.00% 3
2	Probably No	50.00% 3

6

Showing rows 1 - 3 of 3

Q11 - The department secretary is:

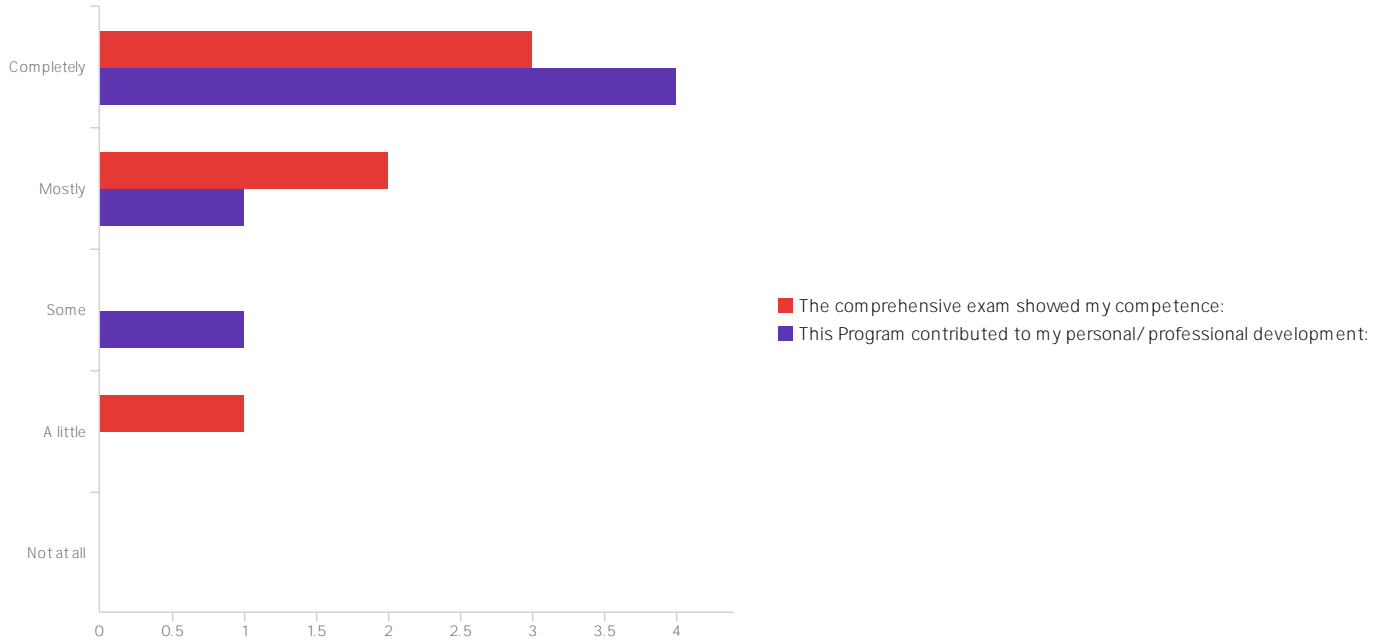


Q12 - Placement to a site for school/community internship was handled:

Q13 - Part-time faculty contribute to the program:

# Q14 - Please answer to the best of your abilities about Professional Development and

## Testing:

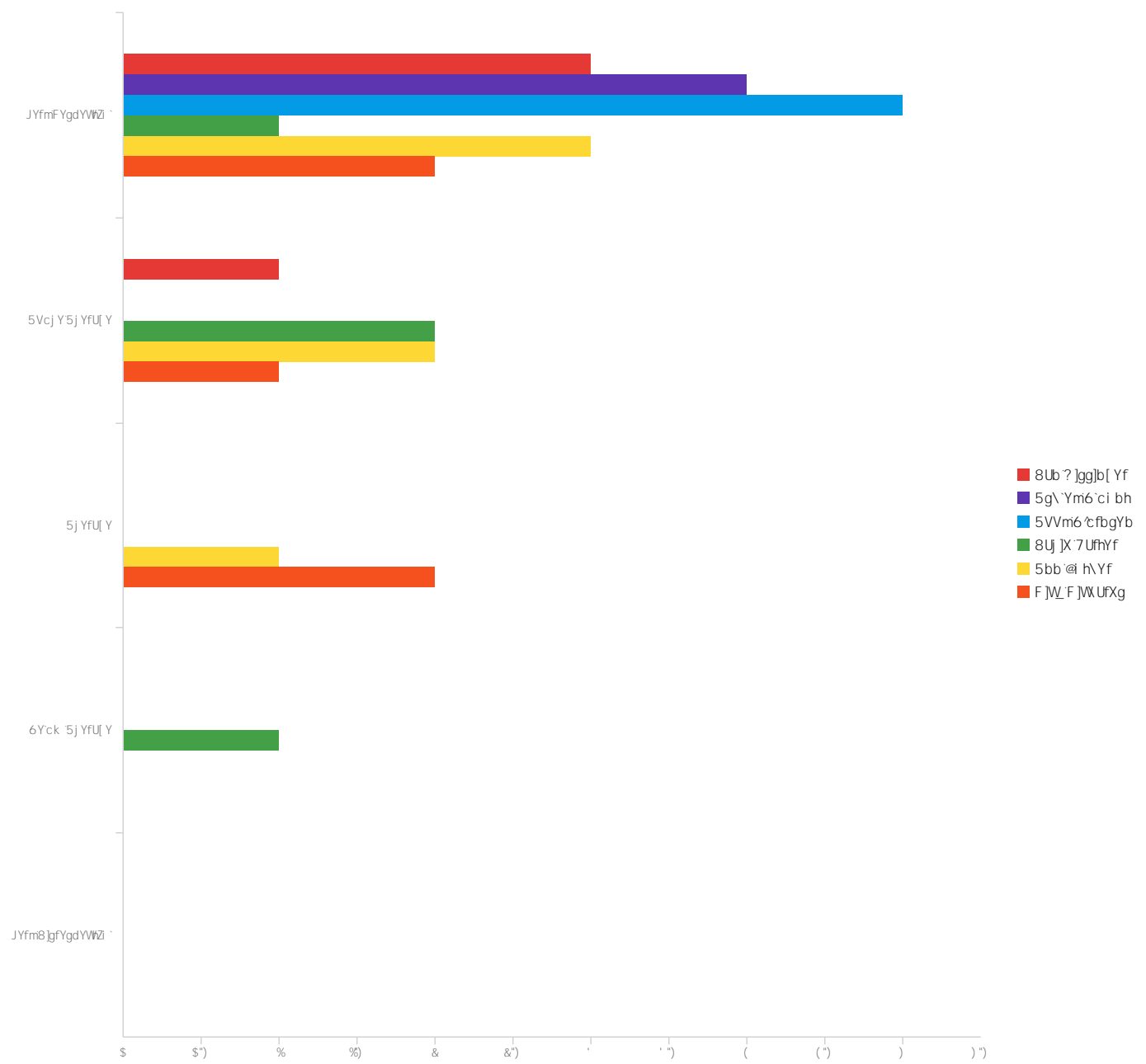


#	Field	Completely	Mostly	Some	A little	Not at all	Total
1	The comprehensive exam showed my competence:	50.00% 3	33.33% 2	0.00% 0	16.67% 1	0.00% 0	6
2	This Program contributed to my personal/professional development:	66.67% 4	16.67% 1	16.67% 1	0.00% 0	0.00% 0	6

Showing rows 1 - 2 of 2



Q15 - Overall the attitudes and behaviors of faculty in the classroom, during, advising, and other interactions was:

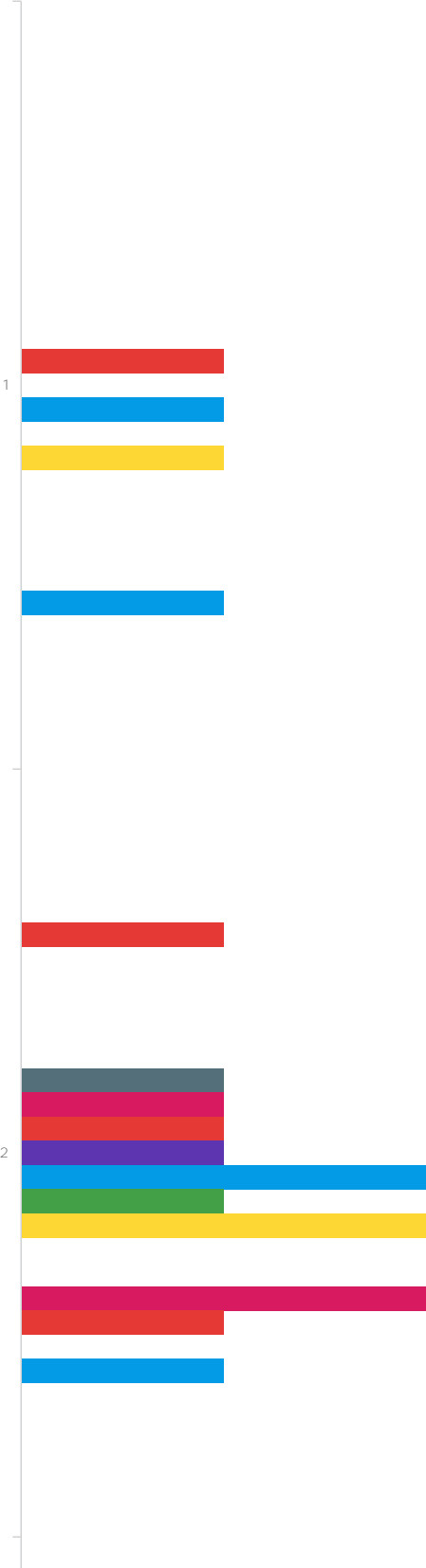


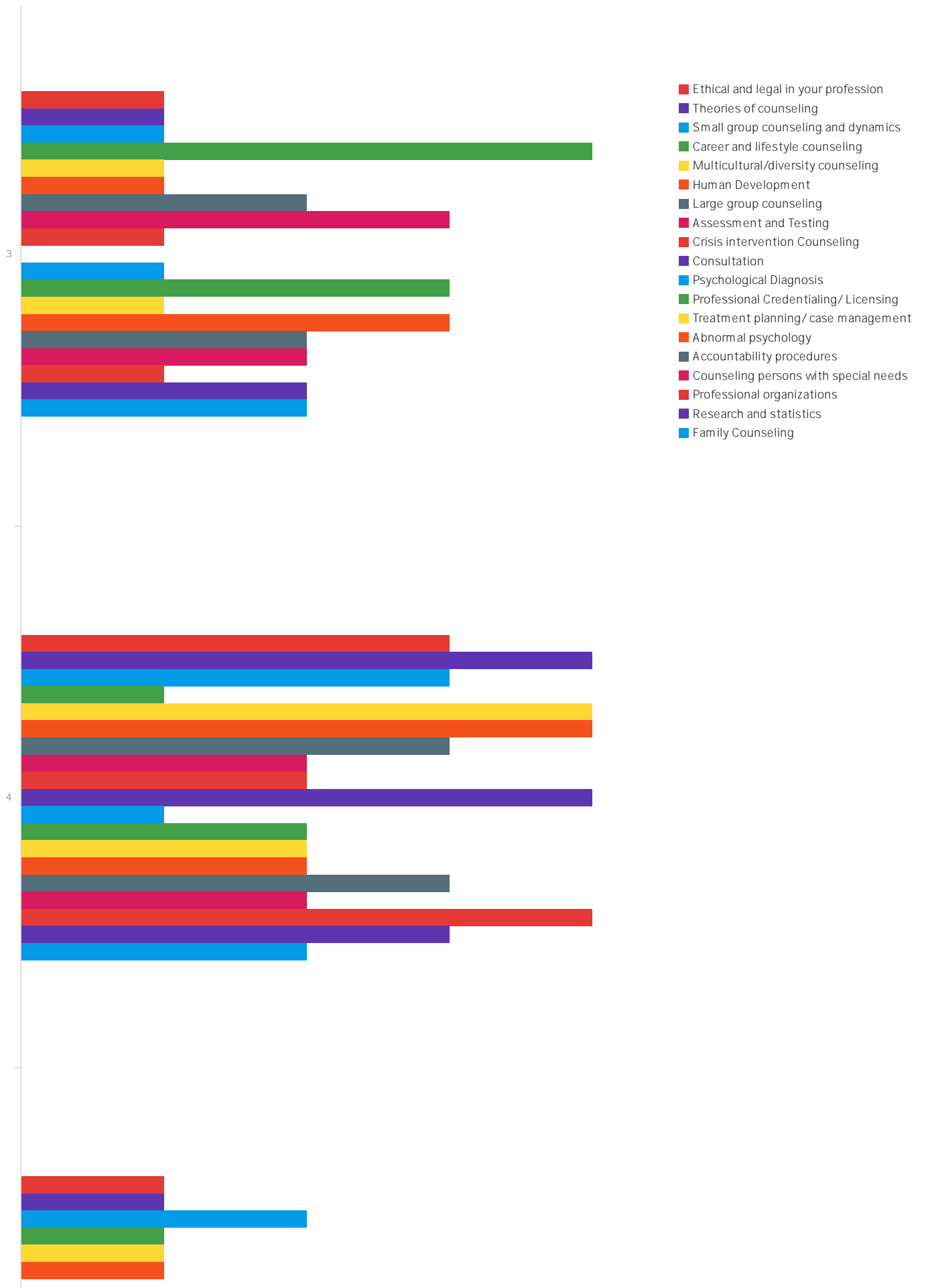
Category	JYfmFYgdYWZi `	5Vcj Y5j YfU[ Y	5j YfU[ Y	6Yck 5j YfU[ Y	JYfm8JgfYgdYWZi `	HcHf
8Ub ?Jgg]b[ Yf	+) "\$\$\$i	'	&)" "\$\$\$i	%	\$\$\$i	\$
5g\ Ym6`ci bh	%" "\$\$\$i	(	\$\$\$i	\$	\$\$\$i	\$
5VVm6`cfbgYb	%" "\$\$\$i	)	\$\$\$i	\$	\$\$\$i	\$
8Uj jX`7UfhYf	&)" "\$\$\$i	%	)" "\$\$\$i	&	\$\$\$i	\$

G\ck b[ fck g% \*cZ\*

Q16 - Please rate your knowledge level on a scale of 1= low/poor and 5 = high very good


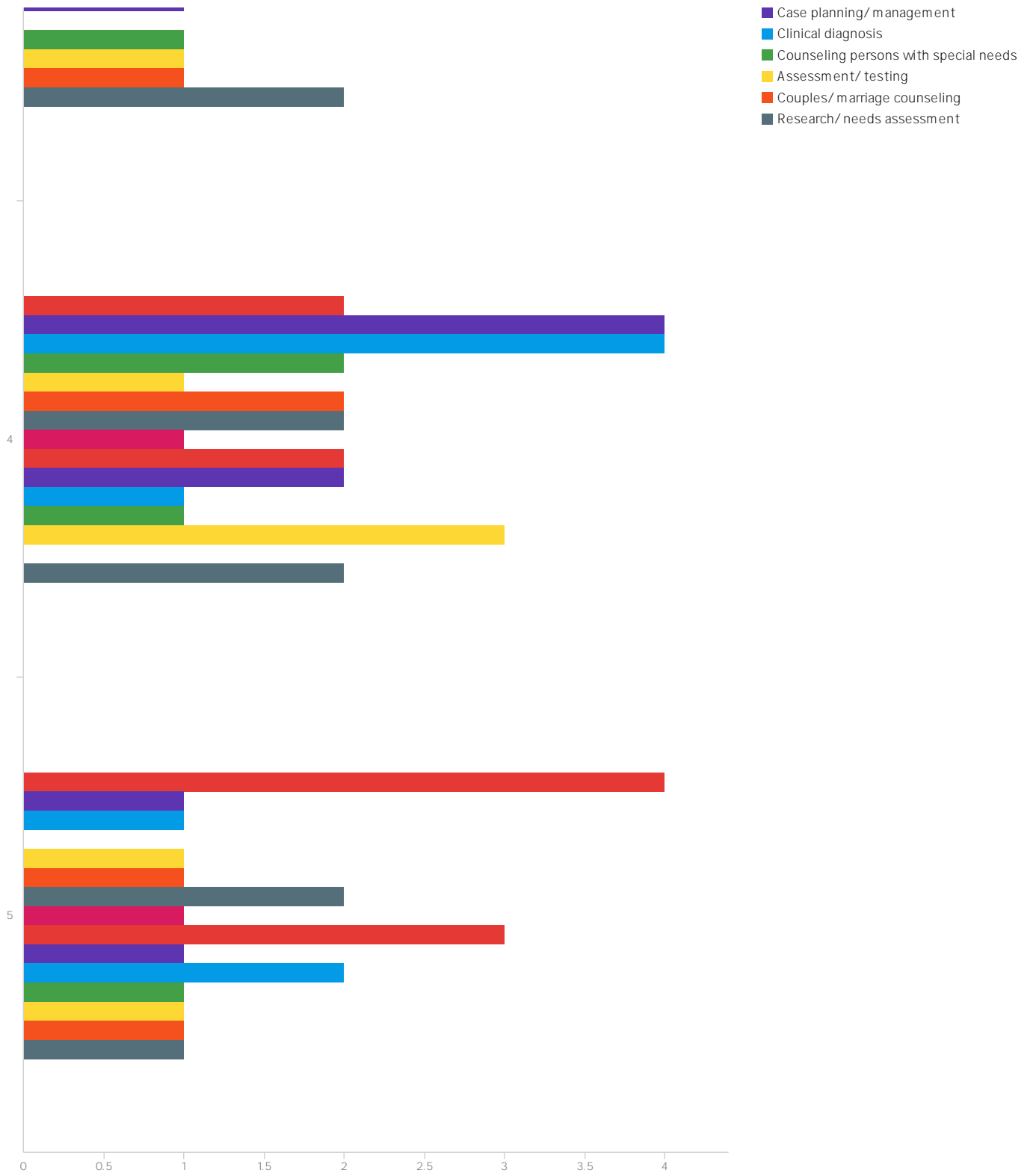
of your preparation in each of the following









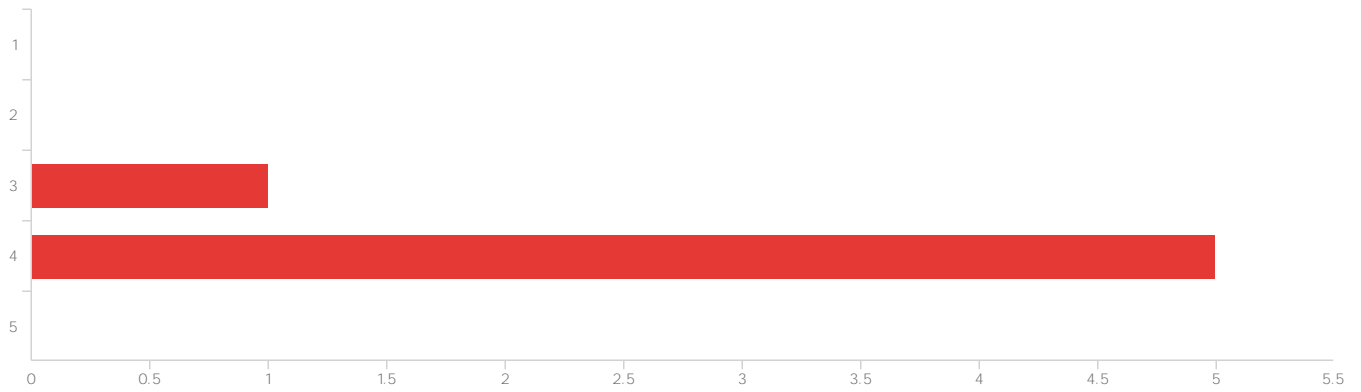


#	Field	1		2		3		4		5		Total
4	Large group counseling	0.00%	0	16.67%	1	50.00%	3	33.33%	2	0.00%	0	6
5	Career and lifestyle counseling	0.00%	0	16.67%	1	50.00%	3	16.67%	1	16.67%	1	6
6	Crisis intervention/counseling	16.67%	1	16.67%	1	16.67%	1	33.33%	2	16.67%	1	6
7	Child and adolescent counseling	0.00%	0	16.67%	1	16.67%	1	33.33%	2	33.33%	2	6
8	Family counseling	16.67%	1	33.33%	2	16.67%	1	16.67%	1	16.67%	1	6
9	Consultation	0.00%	0	16.67%	1	0.00%	0	33.33%	2	50.00%	3	6
10	Case planning/management	0.00%	0	33.33%	2	16.67%	1	33.33%	2	16.67%	1	6
11	Clinical diagnosis	16.67%	1	33.33%	2	0.00%	0	16.67%	1	33.33%	2	6
12	Counseling persons with special needs	0.00%	0	50.00%	3	16.67%	1	16.67%	1	16.67%	1	6
13	Assessment/ testing	0.00%	0	16.67%	1	16.67%	1	50.00%	3	16.67%	1	6
14	Couples/marriage counseling	33.33%										

Showing rows 1- 15 of 15



Q18 - Q18. My overall rating of my counseling program would be:



#	Field	Choice Count
1	1	0.00% 0
2	2	0.00% 0
3	3	16.67% 1
4	4	83.33% 5
5	5	0.00% 0
		6

Showing rows 1 - 6 of 6